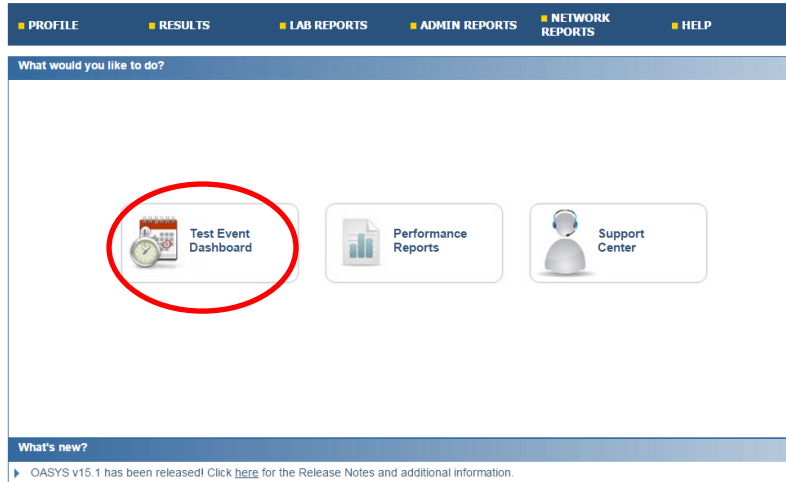


Obtaining Instructions and Worksheets

Instructions (Storage and Handling) and Worksheets for subscribed programs can be downloaded and found on the Test Event Dashboard at any time.

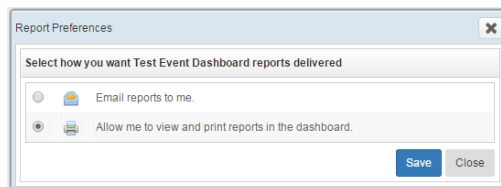
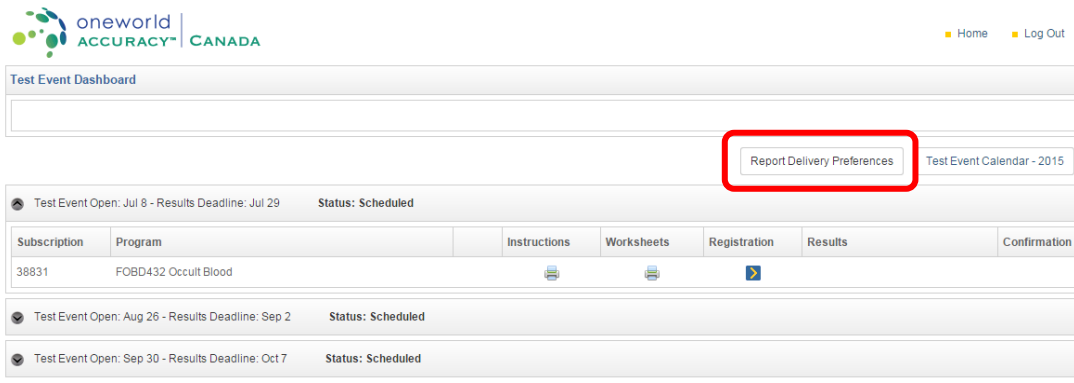
Here is how you can get access:

1. Login to your OASYS Account at www.oneworldaccuracy.org.
2. Click Test Event Dashboard on the home page.




Selecting Report Delivery Preference















1. Click "Report Delivery Preferences" to select how you want the Test Event Dashboard reports delivered: Email or Direct Download.




2. Click Save.


“Email reports to me” option

1. If you selected “Email reports to me”, the Instructions and Worksheets columns will consist of envelop icons . Click the icon, of the report you want, to request for a report. All reports can be generated if you select the printer in the “ALL” row of the panel.

Test Event Open: Sep 30 - Results Deadline: Oct 7		Status: Scheduled				
Subscription	Program	Instructions	Worksheets	Registration	Results	Confirmation
ALL						
28835	GFRM733 eGFR Monitoring					
29130	GFRM733 eGFR Monitoring					
542	GHGB733 Hemoglobin A1c Monitoring					
544	NEOB435 Neonatal Bilirubin					

2. Once the envelop icon has been clicked a processing message will appear at the top of your screen . Once it finishes processing, an email confirmation message will appear and you will receive an email to the address you have associated with the account you are logged into. Note “ALL” reports generation will take a longer time to generate than single reports.
3. The email you will receive will look similar to this:

Oneworld Accuracy Reports - Worksheets are ready

 Oneworld Accuracy Support <support@oneworldaccuracy.com>

Sent: Thu 2015-06-25 10:19

To:



Oneworld Accuracy Reports - Worksheets are ready

A Oneworld Accuracy Report was generated for you. Please click on the following link to retrieve the report:

[• Worksheets](#)


If you cannot click on the link(s) listed above, please contact your system administrator and ask them to enable HTML messages in your email client.

Copies of the reports may be printed or stored electronically. If the report was generated by your Organization, the report above can also be viewed from the Report Log page at <http://www.oneworldaccuracy.com>, within the next 5 days. Please log on using your username and password, and select 'Report Log' from the Profile tab on the menu. If you have forgotten your username/password, please use the "Lost your username/password?" function on the Login page.















Oneworld Accuracy Support
support@oneworldaccuracy.com
tel +800.665.2575
fax +800.665.5949
www.oneworldaccuracy.com



4. Depending on which report you selected, click “Instructions” or “Worksheet” link to begin the download. Once it's downloaded you can view or print the PDF file.

“Allow me to view and print reports in the dashboard” option












1. If you selected "Allow me to view and print reports in the dashboard", the Instructions and Worksheets columns will consist of printer icons . Click the icon, of the report you want, to request for a report. All reports can be generated if you select the printer in the ALL row of the panel.

Test Event Open: Sep 30 - Results Deadline: Oct 7 Status: Scheduled

Subscription	Program	Instructions	Worksheets	Registration	Results	Confirmation
ALL						
28835	GFRM733 eGFR Monitoring					
29130	GFRM733 eGFR Monitoring					
542	GHGB733 Hemoglobin A1c Monitoring					
544	NEOB435 Neonatal Bilirubin					

2. Once the printer icon has been clicked a processing icon  will appear then a download icon  will follow once the report generation is completed. Click the download icon to begin download. Note "ALL" reports generation will take a longer time to generate than single reports.

Test Event Open: Sep 30 - Results Deadline: Oct 7 Status: Scheduled

Subscription	Program	Instructions	Worksheets	Registration	Results	Confirmation
ALL						
28835	GFRM733 eGFR Monitoring					
29130	GFRM733 eGFR Monitoring					
542	GHGB733 Hemoglobin A1c Monitoring					
544	NEOB435 Neonatal Bilirubin	